












Fidelis Network – Appliance Quick Specs (Rev I)

	CommandPost	10G FDH-3000	5G	1G FDH-1000	Collector SA2	Collector Controller 2	Collector XA2	Collector Controller 10G	Collector XA4
									
Form Factor	1U HPE ProLiant DL360 Gen10 Chassis	2U HPE ProLiant DL560 Gen10 Chassis	1U HPE ProLiant DL360 Gen10 Chassis	1U HPE ProLiant DL360 Gen10 Chassis	1U HPE ProLiant DL360 Gen10 Chassis	1U HPE ProLiant DL360 Gen10 Chassis	1U HPE ProLiant DL360 Gen10 Chassis	1U HPE ProLiant DL360 Gen10 Chassis	2U HPE ProLiant DL380 Gen10 Chassis
CPU	Gold 6134 8/16 -core 3.2Ghz	Quad Gold 6140 18/72 -core 2.3Ghz	Dual Gold 6148 20/40-core 2.4Ghz	Dual Silver 4114 10/20-core 2.2Ghz	Dual Gold 6136 12/24-core 3.0 Ghz	Dual Silver 4114 10/20-core 2.2 Ghz	Dual Gold 6134 8/16-core 3.2 Ghz	Dual Gold 6148 20/40-core 2.4 Ghz	Dual Gold 6136 12/24-core 3.0 Ghz
Memory	128GB ECC DDR4 2666Mhz	256GB ECC DDR4 2666Mhz	128GB ECC DDR4 2666Mhz	64GB ECC DDR4 2400Mhz	192GB ECC DDR4 2666Mhz	64GB ECC DDR4 2400Mhz	128 GB ECC DDR4 2666Mhz	128 GB ECC DDR4 2666Mhz	192 GB ECC DDR4 2666Mhz
Storage Capacity & Configuration	3.6 TB 6x HDD, RAID-5	480 GB 2x SSD, RAID-1	480 GB 2x SSD, RAID-1	480 GB 2x SSD, RAID-1	480 GB 2x SSD, RAID1 ----- 7.2 TB 6x HDD, RAID-10	480 GB 2x SSD, RAID-1	480 GB 2x SSD, RAID1 ----- 7.2 TB 6x HDD, RAID-10	480 GB 2x SSD, RAID-1	480 GB 2x SSD, RAID1 ----- 26.4 TB 22x HDD, RAID-10
Network Adapters	4x 1GbE	4x 1GbE 4x 10GbE optical (inline capable)	4x 1GbE 4x 10GbE optical (inline capable)	4x 1GbE 4x 1GbE (inline capable)	4x 1GbE	4x 1GbE	4x 1GbE	2x 10GbE Fiber 4x 1GbE	2x 10GbE Fiber 4x 1GbE
Out of Band Management	3 Year ILO- HPE Advanced 24x7 Tech Support and Updates	3 Year ILO- HPE Advanced 24x7 Tech Support and Updates	3 Year ILO- HPE Advanced 24x7 Tech Support and Updates	3 Year ILO- HPE Advanced 24x7 Tech Support and Updates	3 Year ILO- HPE Advanced 24x7 Tech Support and Updates	3 Year ILO- HPE Advanced 24x7 Tech Support and Updates	3 Year ILO- HPE Advanced 24x7 Tech Support and Updates	3 Year ILO- HPE Advanced 24x7 Tech Support and Updates	3 Year ILO- HPE Advanced 24x7 Tech Support and Updates
Dimensions	H: 4.29 cm (1.69 in) W: 43.46 cm (17.11 in) D: 70.7 cm (27.83 in)	H: 8.75 cm (3.44 in) W: 44.54 cm (17.54 in) D: 75.47 cm (29.91 in)	H: 4.29 cm (1.69 in) W: 43.46 cm (17.11 in) D: 70.7 cm (27.83 in)	H: 4.29 cm (1.69 in) W: 43.46 cm (17.11 in) D: 70.7 cm (27.83 in)	H: 4.29 cm (1.69 in) W: 43.46 cm (17.11 in) D: 70.7 cm (27.83 in)	H: 4.29 cm (1.69 in) W: 43.46 cm (17.11 in) D: 70.7 cm (27.83 in)	H: 4.29 cm (1.69 in) W: 43.46 cm (17.11 in) D: 70.7 cm (27.83 in)	H: 4.29 cm (1.69 in) W: 43.46 cm (17.11 in) D: 70.7 cm (27.83 in)	H: 8.73 cm (3.44 in) W: 44.54 cm (17.54 in) D: 67.94 cm (26.75 in)
Weight (appx.)	16.27 kg (35.86 lb)	34.12 kg (75.23 lb)	16.27 kg (35.86 lb)	16.27 kg (35.86 lb)	16.27 kg (35.86 lb)	16.27 kg (35.86 lb)	16.27 kg (35.86 lb)	16.27 kg (35.86 lb)	24.5 kg (54 lb)
Power Supply	Dual hot-swap 800W High Efficiency AC power supplies	Four hot-swap 800W High Efficiency AC power supplies	Dual hot-swap 800W High Efficiency AC power supplies	Dual hot-swap 800W High Efficiency AC power supplies	Dual hot-swap 800W High Efficiency AC power supplies	Dual hot-swap 800W High Efficiency AC power supplies	Dual hot-swap 800W High Efficiency AC power supplies	Dual hot-swap 800W High Efficiency AC power supplies	Dual hot-swap 800W High Efficiency AC power supplies
Operating Temperature	10° to 35°C (50° to 95°F) at sea level	10° to 35°C (50° to 95°F) at sea level	10° to 35°C (50° to 95°F) at sea level	10° to 35°C (50° to 95°F) at sea level	10° to 35°C (50° to 95°F) at sea level	10° to 35°C (50° to 95°F) at sea level	10° to 35°C (50° to 95°F) at sea level	10° to 35°C (50° to 95°F) at sea level	10° to 35°C (50° to 95°F) at sea level
AC Input Requirements	100 - 120 VAC 200 - 240 VAC	100 - 120 VAC 200 - 240 VAC	100 - 120 VAC 200 - 240 VAC	100 - 120 VAC 200 - 240 VAC	100 - 120 VAC 200 - 240 VAC	100 - 120 VAC 200 - 240 VAC	100 - 120 VAC 200 - 240 VAC	100 - 120 VAC 200 - 240 VAC	100 - 120 VAC 200 - 240 VAC
BTU Rating (max)	3207 BTU/hr (100 VAC) 3071 BTU/hr (200 VAC)	3207 BTU/hr (100 VAC) 3071 BTU/hr (200 VAC)	3207 BTU/hr (100 VAC) 3071 BTU/hr (200 VAC)	3207 BTU/hr (100 VAC) 3071 BTU/hr (200 VAC)	3207 BTU/hr (100 VAC) 3071 BTU/hr (200 VAC)	3207 BTU/hr (100 VAC) 3071 BTU/hr (200 VAC)	3207 BTU/hr (100 VAC) 3071 BTU/hr (200 VAC)	3207 BTU/hr (100 VAC) 3071 BTU/hr (200 VAC)	3207 BTU/hr (at 100 VAC) 3071 BTU/hr (at 200 VAC)